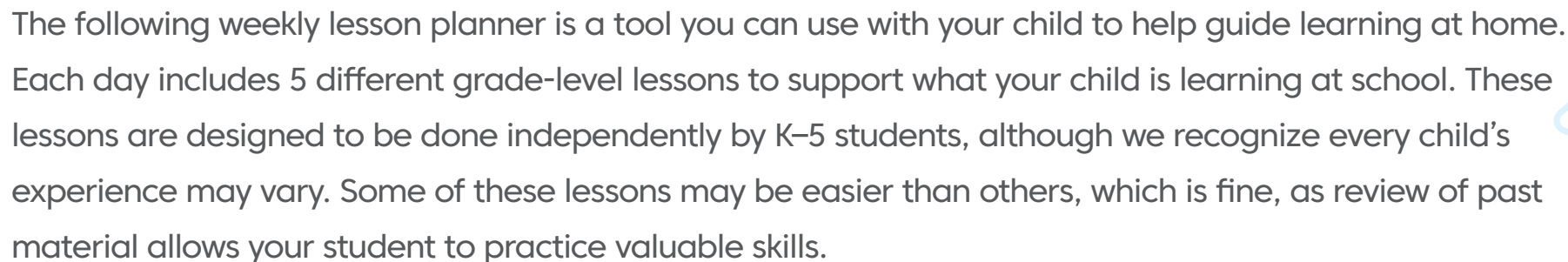
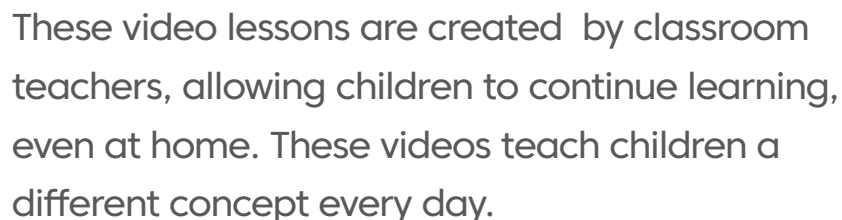
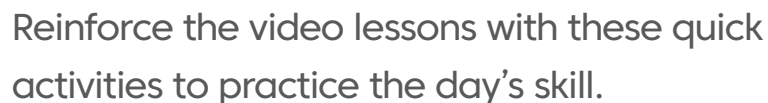
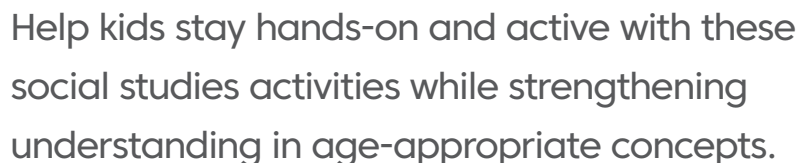


 Daily Lessons & Activities
for K-5 Students The following weekly lesson planner is a tool you can use with your child to help guide learning at home. Each day includes 5 different grade-level lessons to support what your child is learning at school. These lessons are designed to be done independently by K-5 students, although we recognize every child's experience may vary. Some of these lessons may be easier than others, which is fine, as review of past material allows your student to practice valuable skills. For additional weekly planners, lessons, and resources, visit hand2mindathome.com. **Math & Literacy Video Lesson (5-15 min)** These video lessons are created by classroom teachers, allowing children to continue learning, even at home. These videos teach children a different concept every day. **Math & Literacy Activities (15-30 min)** Reinforce the video lessons with these quick activities to practice the day's skill. **Social Studies Activities (15-30 min)** Help kids stay hands-on and active with these social studies activities while strengthening understanding in age-appropriate concepts.

Kindergarten

	Day 1	Day 2	Day 3	Day 4	Day 5
Math Video Lesson	<u>Comparing Objects by Weight</u>	<u>Nonstandard Unit of Capacity</u>	<u>Comparing Objects by Capacity</u>	<u>Collect Data</u>	<u>Use Data to Solve Problems</u>
Math Activity	<u>Comparing Objects by Weight</u>	<u>Nonstandard Unit of Capacity</u>	<u>Comparing Objects by Capacity</u>	<u>Collect Data</u>	<u>Use Data to Solve Problems</u>
Social Studies Activity	<u>The White House</u>	<u>The American Flag</u>	<u>A Gift of Cherry Trees</u>	<u>The Statue of Liberty</u>	<u>Holidays in the United States</u>
Literacy Video Lesson	<u>Putting Words into Categories</u>	<u>Putting Words into Categories</u>	<u>Opposites</u>	<u>Identifying the Main Topic and Key Details (Informational Text)</u>	<u>Identifying the Main Topic and Key Details (Informational Text)</u>
Literacy Activity	<u>Putting Words into Categories</u>	<u>Putting Words into Categories</u>	<u>Opposites</u>	<u>Identifying the Main Topic and Key Details (Informational Text)</u>	<u>Identifying the Main Topic and Key Details (Informational Text)</u>

Grade 1

	Day 1	Day 2	Day 3	Day 4	Day 5
Math Video Lesson	<u>Telling Time to the Hour</u>	<u>Telling Time to the Half Hour</u>	<u>Analog and Digital Connection</u>	<u>Identify Coins</u>	<u>Counting Money</u>
Math Activity	<u>Telling Time to the Hour</u>	<u>Telling Time to the Half Hour</u>	<u>Analog and Digital Connection</u>	<u>Identify Coins</u>	<u>Counting Money</u>
Social Studies Activity	<u>The White House</u>	<u>The American Flag</u>	<u>A Gift of Cherry Trees</u>	<u>The Statue of Liberty</u>	<u>Holidays in the United States</u>
Literacy Video Lesson	<u>Counting Syllables (1-, 2-Syllable Words)</u>	<u>Counting Syllables (1-, 2-Syllable Words)</u>	<u>Categorizing Words</u>	<u>Identifying the Main Topic and Key Details (Informational Text)</u>	<u>Identifying the Main Topic and Key Details (Informational Text)</u>
Literacy Activity	<u>Counting Syllables (1-, 2-Syllable Words)</u>	<u>Counting Syllables (1-, 2-Syllable Words)</u>	<u>Categorizing Words</u>	<u>Identifying the Main Topic and Key Details (Informational Text)</u>	<u>Identifying the Main Topic and Key Details (Informational Text)</u>

Grade 2

	Day 1	Day 2	Day 3	Day 4	Day 5
Math Video Lesson	<u>Centimeters and Meters</u>	<u>Comparing-2-Lengths Word Problems</u>	<u>Telling Time to the Half Hour</u>	<u>Telling Time to 5 Minutes</u>	<u>Telling Time to the Minute</u>
Math Activity	<u>Centimeters and Meters</u>	<u>Comparing-2-Lengths Word Problems</u>	<u>Telling Time to the Half Hour</u>	<u>Telling Time to 5 Minutes</u>	<u>Telling Time to the Minute</u>
Social Studies Activity	<u>The White House</u>	<u>The American Flag</u>	<u>A Gift of Cherry Trees</u>	<u>The Statue of Liberty</u>	<u>Holidays in the United States</u>
Literacy Video Lesson	<u>Pronouns</u>	<u>Verbs (Past, Present, Future)</u>	<u>Irregular Verbs</u>	<u>Identifying the Main Topic and Key Details (Informational Text)</u>	<u>Identifying the Main Topic and Key Details (Informational Text)</u>
Literacy Activity	<u>Pronouns</u>	<u>Verbs (Past, Present, Future)</u>	<u>Irregular Verbs</u>	<u>Identifying the Main Topic and Key Details (Informational Text)</u>	<u>Identifying the Main Topic and Key Details (Informational Text)</u>

Grade 3

	Day 1	Day 2	Day 3	Day 4	Day 5
Math Video Lesson	<u>Find Times After</u>	<u>Add Intervals of Time</u>	<u>Find Times Before</u>	<u>Create Bar Graphs</u>	<u>Use Bar Graphs to Solve Problems</u>
Math Activity	<u>Find Times After</u>	<u>Add Intervals of Time</u>	<u>Find Times Before</u>	<u>Create Bar Graphs</u>	<u>Use Bar Graphs to Solve Problems</u>
Social Studies Activity	<u>The Statue of Liberty</u>	<u>Fighting for Rights</u>	<u>The Constitutional Convention of 1787</u>	<u>Political Firsts for Women in America</u>	<u>New England Clues</u>
Literacy Video Lesson	<u>Using a Dictionary</u>	<u>Using a Dictionary</u>	<u>Text Features (Bold Print, Italics, Headings)</u>	<u>Text Features (Graphs, Maps, and Tables)</u>	<u>Possessives</u>
Literacy Activity	<u>Using a Dictionary</u>	<u>Using a Dictionary</u>	<u>Text Features (Bold Print, Italics, Headings)</u>	<u>Text Features (Graphs, Maps, and Tables)</u>	<u>Possessives</u>

Grade 4

	Day 1	Day 2	Day 3	Day 4	Day 5
Math Video Lesson	<u>Adding and Subtracting with Angles Part 1</u>	<u>Adding and Subtracting with Angles Part 2</u>	<u>Parallel and Perpendicular Lines (Identifying)</u>	<u>Parallel and Perpendicular Lines (Drawing)</u>	<u>Parallel and Perpendicular Lines (with Shapes)</u>
Math Activity	<u>Adding and Subtracting with Angles Part 1</u>	<u>Adding and Subtracting with Angles Part 2</u>	<u>Parallel and Perpendicular Lines (Identifying)</u>	<u>Parallel and Perpendicular Lines (Drawing)</u>	<u>Parallel and Perpendicular Lines (with Shapes)</u>
Social Studies Activity	<u>The Statue of Liberty</u>	<u>Fighting for Rights</u>	<u>The Constitutional Convention of 1787</u>	<u>Political Firsts for Women in America</u>	<u>New England Clues</u>
Literacy Video Lesson	<u>Metaphors</u>	<u>Metaphors</u>	<u>Comprehension: Answering Questions (Informational Text)</u>	<u>Comprehension: Answering Questions (Informational Text)</u>	<u>Their, There, They're</u>
Literacy Activity	<u>Metaphors</u>	<u>Metaphors</u>	<u>Comprehension: Answering Questions (Informational Text)</u>	<u>Comprehension: Answering Questions (Informational Text)</u>	<u>Their, There, They're</u>

Grade 5

	Day 1	Day 2	Day 3	Day 4	Day 5
Math Video Lesson	<u>Divide a Unit Fraction by a Whole Number Part 1</u>	<u>Divide a Unit Fraction by a Whole Number Part 2</u>	<u>Dividing a Whole Number by a Fraction Part 1</u>	<u>Dividing a Whole Number by a Fraction Part 2</u>	<u>Fractions Review</u>
Math Activity	<u>Divide a Unit Fraction by a Whole Number Part 1</u>	<u>Divide a Unit Fraction by a Whole Number Part 2</u>	<u>Dividing a Whole Number by a Fraction Part 1</u>	<u>Dividing a Whole Number by a Fraction Part 2</u>	<u>Fractions Review</u>
Social Studies Activity	<u>The Statue of Liberty</u>	<u>Fighting for Rights</u>	<u>The Constitutional Convention of 1787</u>	<u>Political Firsts for Women in America</u>	<u>New England Clues</u>
Literacy Video Lesson	<u>Imagery</u>	<u>Imagery</u>	<u>Comprehension: Answering Questions (Informational Text)</u>	<u>Comprehension: Answering Questions (Informational Text)</u>	<u>Prepositions / Prepositional Phrases</u>
Literacy Activity	<u>Imagery</u>	<u>Imagery</u>	<u>Comprehension: Answering Questions (Informational Text)</u>	<u>Comprehension: Answering Questions (Informational Text)</u>	<u>Prepositions / Prepositional Phrases</u>



Learn More

At hand2mind, we believe the most effective learning materials engage children, deepen their understanding, and provide them with the confidence they need to reach their full potential. For over 50 years, teachers and school administrators have relied on our high-quality, hands-on materials to expand their K–8 curriculum. For more free downloadable lessons, videos, activities, and virtual manipulatives for Math, Science, and Literacy, visit hand2mindathome.com.