

# Math Activities

## Grade 4, Week 11

### Symmetry and Patterns

Day	Topic	Pages
Day 1	<u><a href="#">Line Symmetry Part 1</a></u>	2-3
Day 2	<u><a href="#">Line Symmetry Part 2</a></u>	4-5
Day 3	<u><a href="#">Symmetrical Figures Part 1</a></u>	6-7
Day 4	<u><a href="#">Symmetrical Figures Part 2</a></u>	8-9
Day 5	<u><a href="#">Repeating Patterns</a></u>	10-11

The Answer Key for this week's lessons can be found at:

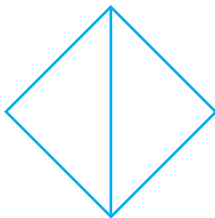

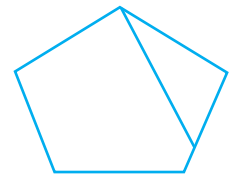

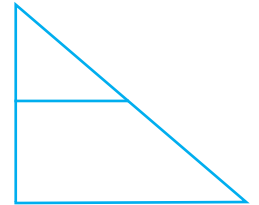
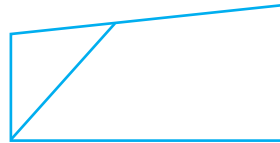
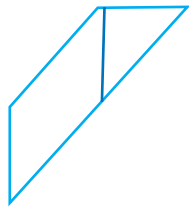
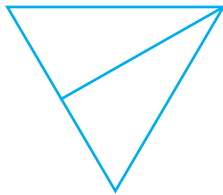
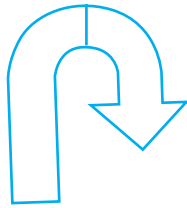


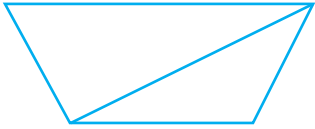


**Printable  
Answer Key**

[hand2mind-link.com/M4-AK-W11](http://hand2mind-link.com/M4-AK-W11)












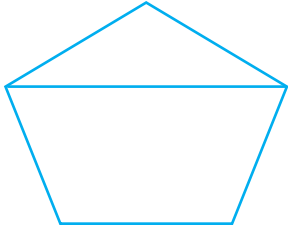
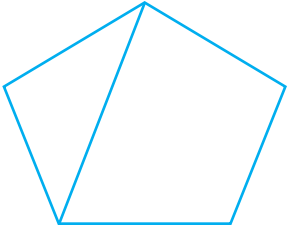
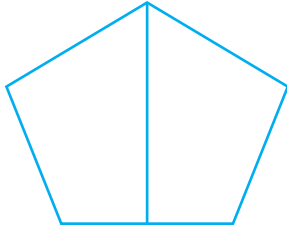

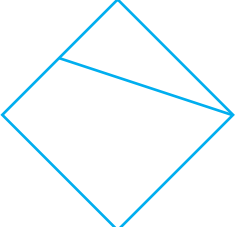
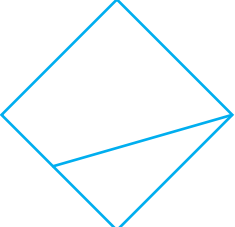



Circle each shape with a line of symmetry through it.










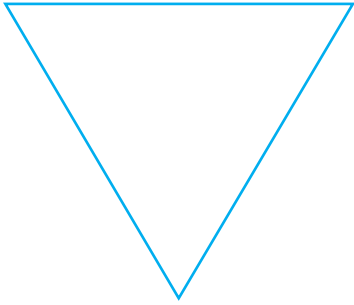

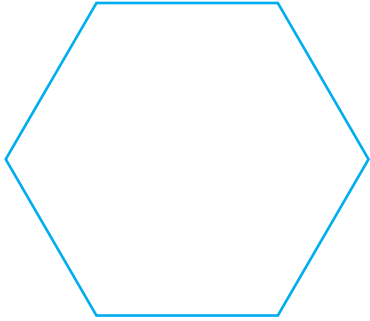
# Day 1 (continued)


Circle the image in each row which shows a line of symmetry for the shape.









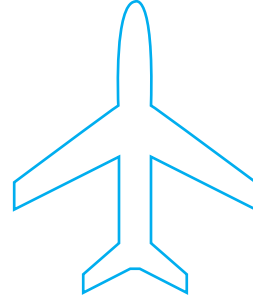
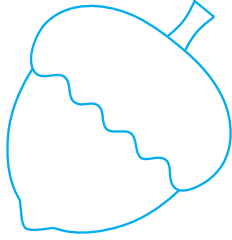
Draw 2 lines of symmetry in each shape below.








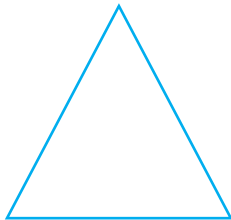
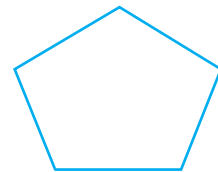



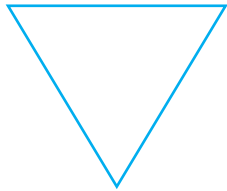
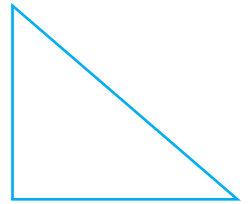



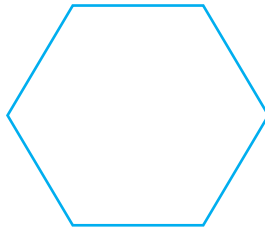

# Day 2 (continued)


Draw a line of symmetry in each real-world item below.





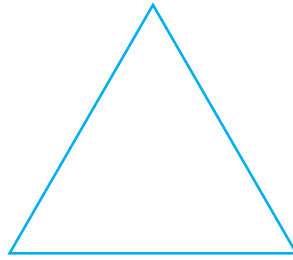
Circle the shapes below which do not have any lines of symmetry.





# Day 3 (continued)

1. How many lines of symmetry are there in an equilateral triangle? Draw the lines on the triangle below.



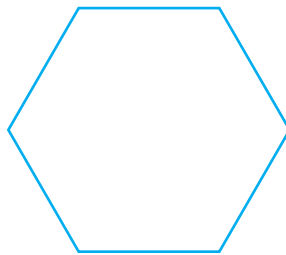
There are \_\_\_\_\_ lines of symmetry in an equilateral triangle.

2. How many lines of symmetry are there in a square? Draw the lines on the square below.



There are \_\_\_\_\_ lines of symmetry in a square.

3. How many lines of symmetry are there in a hexagon? Draw the lines on the hexagon below.



There are \_\_\_\_\_ lines of symmetry in a hexagon.

4. What pattern do you notice? *Hint: compare the number of sides and the number of lines of symmetry.*

---



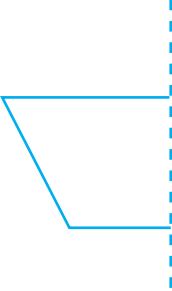





---

---

---



Draw the rest of the shape given the line of symmetry below.


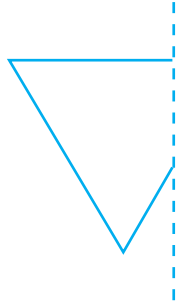
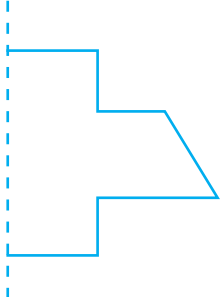





	
	
	
	









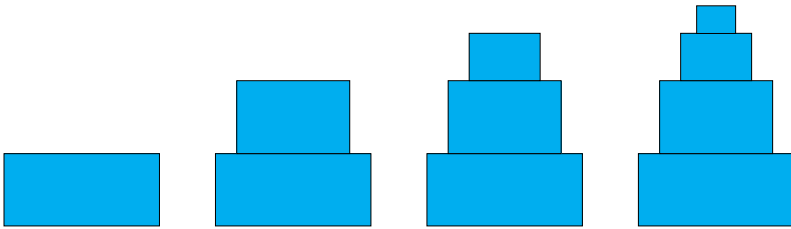
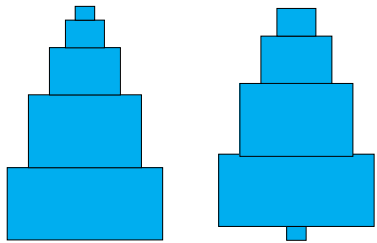






# Day 4 (continued)

Draw the rest of the shape given the line of symmetry below.




Circle the image that comes next in each repeating pattern.



# Day 5 (continued)


Draw the next 5 shapes in each pattern in the empty boxes.



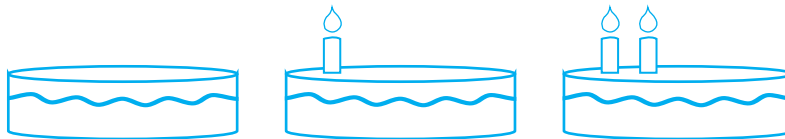
--	--	--	--	--



--	--	--	--	--



--	--	--	--	--



--	--	--	--	--