

teach@home

Math Activities


Grade 3, Week 9

Time and Bar Graphs

Day	Topic	Pages
Day 1	Find Times After	2-3
Day 2	Add Intervals of Time	4-5
Day 3	Find Times Before	6-7
Day 4	Create Bar Graphs	8-9
Day 5	Use Bar Graphs to Solve Problems	10-11

Model each problem on the number line to determine the end time. Then, draw the start time and end time for each problem on the clocks and write the end time in digital format on the line.

Start at 3:00. Add 30 minutes.


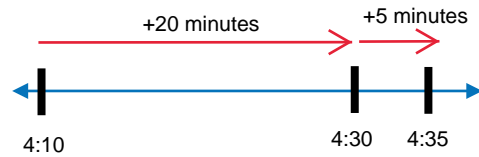


Start

End

End: 3:30

Start at 4:10. Add 25 minutes.




Start


End

End: 4:35

Start at 8:08. Add 35 minutes.




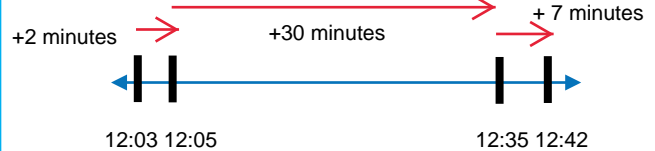
Start




End

End: 8:43

Start at 12:03. Add 39 minutes.



Start




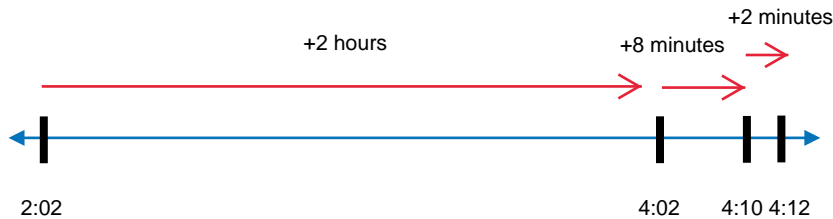
End

End: 12:42

Day 1 (continued)


Solve each word problem below using the number line. Then, write the digital time and draw the time on the analog clock.

1. Janelle is going to see a new superhero movie. The movie starts at 2:02 and is 2 hours and 10 minutes long. What time will the movie end?



The movie will end at 4:12.


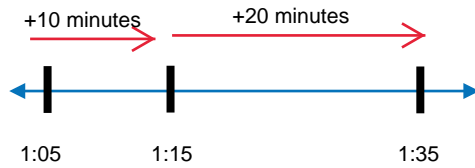
2. Andy tutors students every Saturday for 3 hours and 30 minutes. If Andy starts tutoring at 11 AM, what time is he done? Specify AM or PM in your answer.



Andy finishes tutoring at 2:30 PM.

Model each problem on the number line to determine the end time. Then, draw the start time and end time for each problem on the clocks and write the end time in digital format on the line.

Start at 1:05. Then, add 10 minutes and 20 minutes.


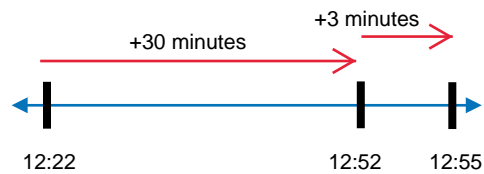


Start

End

End: 1:35

Start at 12:22. Then, add 30 minutes and 3 minutes.


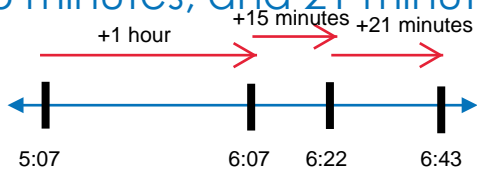


Start

End

End: 12:55

Start at 5:07. Then, add 1 hour, 15 minutes, and 21 minutes.


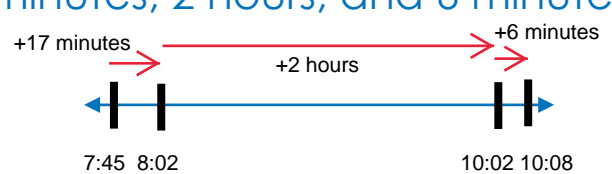


Start

End

End: 6:43

Start at 7:45. Then, add 17 minutes, 2 hours, and 6 minutes.



Start


End

End: 10:08

Day 2 (continued)




Solve each word problem below using the number line. Then, write the digital time and draw the time on the analog clock.

1. Brianna carools to school with Ana. Brianna leaves her house at 7:07. It takes 15 minutes to get to Ana's house. Then, it takes 28 minutes to drive to school. What time do Brianna and Ana arrive at school?



Brianna and Ana arrive at school at 7:50.


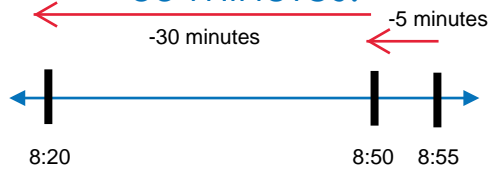
2. Mitch follows the same schedule when he gets home from school at 3:30. He starts by watching TV for 30 minutes. Then, he does homework for 1 hour and 45 minutes. Then, he eats dinner for 35 minutes. What time is it when Mitch finishes dinner?



Mitch finishes dinner at 6:20.

Model each problem on the number line to determine the start time. Then, draw the start time and end time for each problem on the clocks and write the start time in digital format on the line.

End at 8:55. Subtract 35 minutes.




Start

End

Start: 8:20

End at 3:44. Subtract 12 minutes.




Start

End

Start: 3:32

End at 10:59. Subtract 46 minutes.




Start

End

Start: 10:13

End at 6:46. Subtract 1 hour and 16 minutes.



Start



End

Start: 5:30

Day 3 (continued)


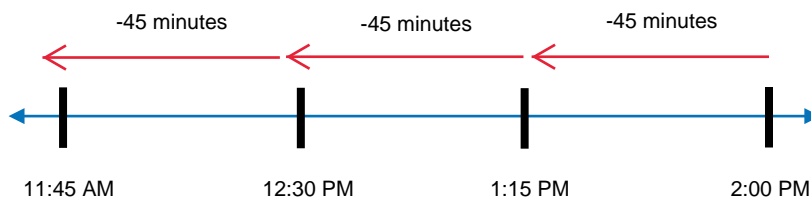
Solve each word problem below using the number line. Then, write the digital time and draw the time on the analog clock.

1. Lucas gets home from school at 3 PM every day. He spends 8 hours in school. What time does he arrive at school in the morning? Specify AM or PM in your answer.



Lucas arrives at school at 7:00 AM.

2. It takes Marley 45 minutes to mow a lawn. On Sundays, she mows 3 lawns: her lawn, her grandmother's lawn, and her neighbor's lawn. If Marley finishes mowing the lawns at 2:00 PM, what time did she start if she didn't take any breaks? Specify AM or PM in your answer.

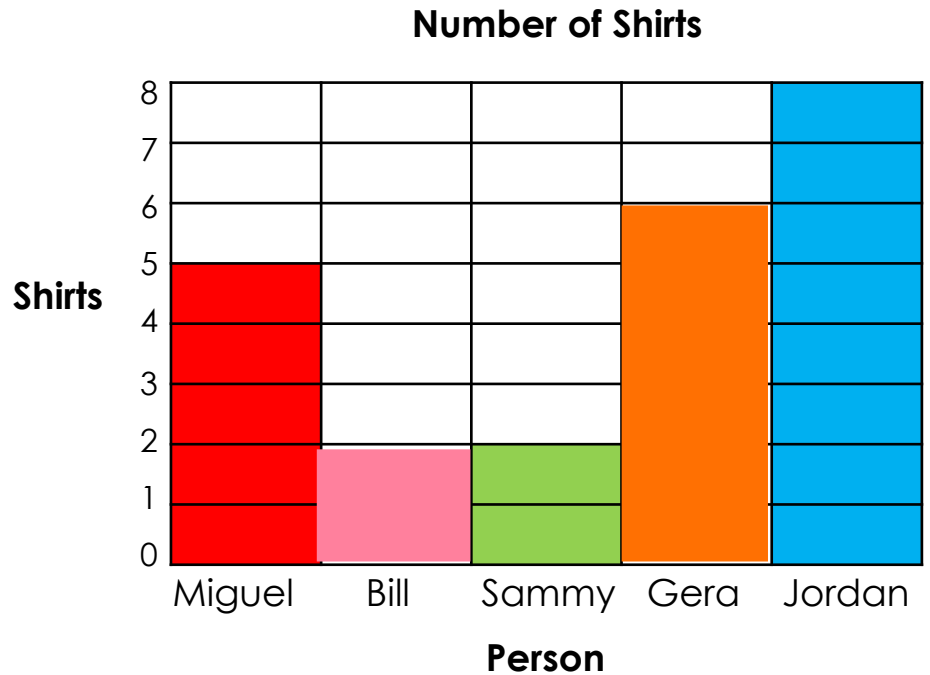


Marley started mowing lawns at at 11:45 AM.

Fill in the missing information for each chart and bar graph below.

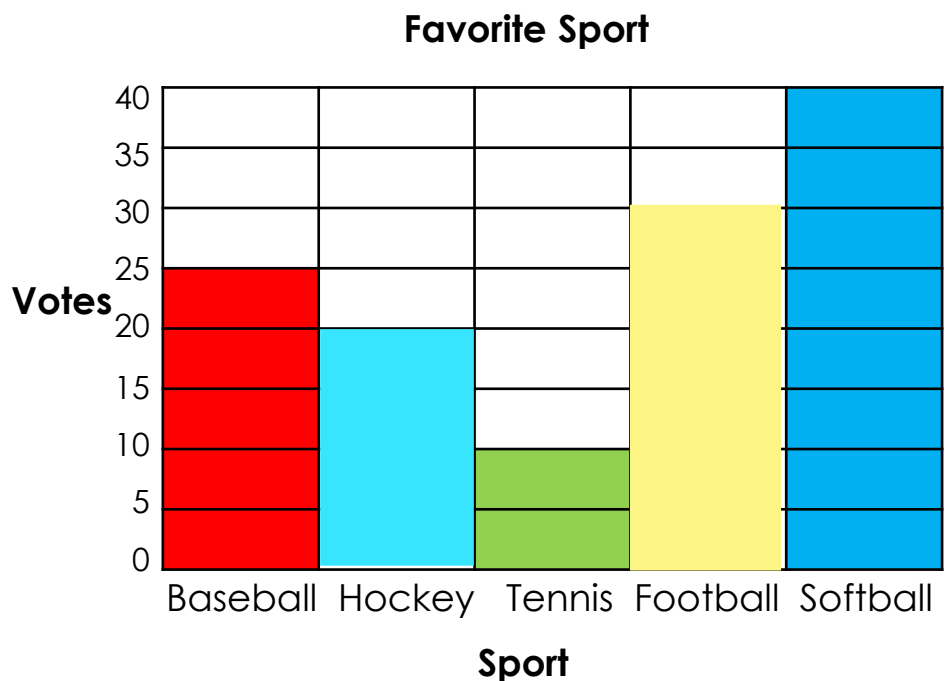
1. How many shirts does each person have?

Person	Shirts
Miguel	5
Bill	3
Samantha	3
Gera	6
Jordan	8



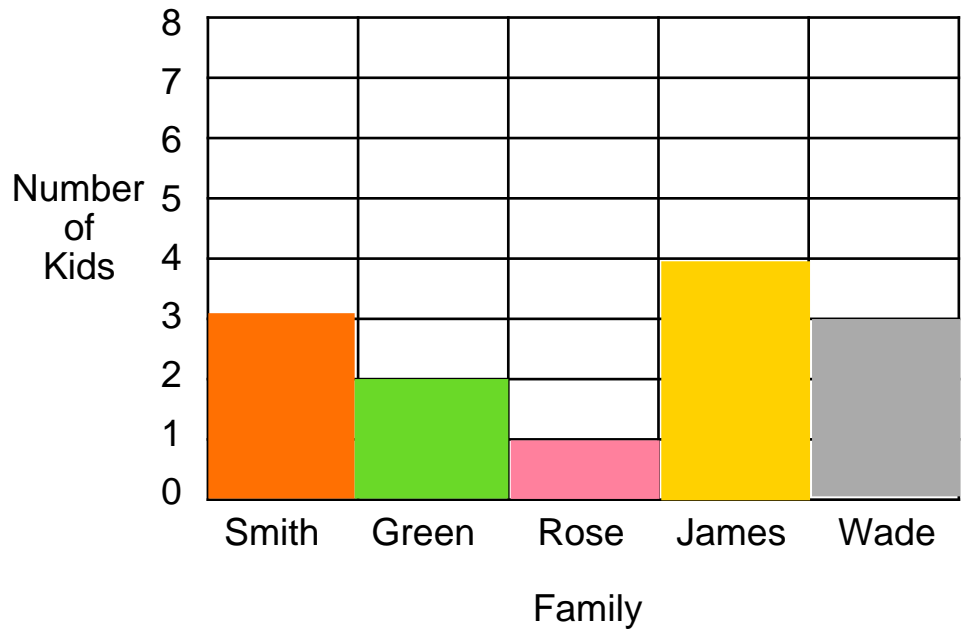
2. How many votes does each sport have?

Sport	Votes
Baseball	25
Hockey	20
Tennis	10
Football	30
Softball	40

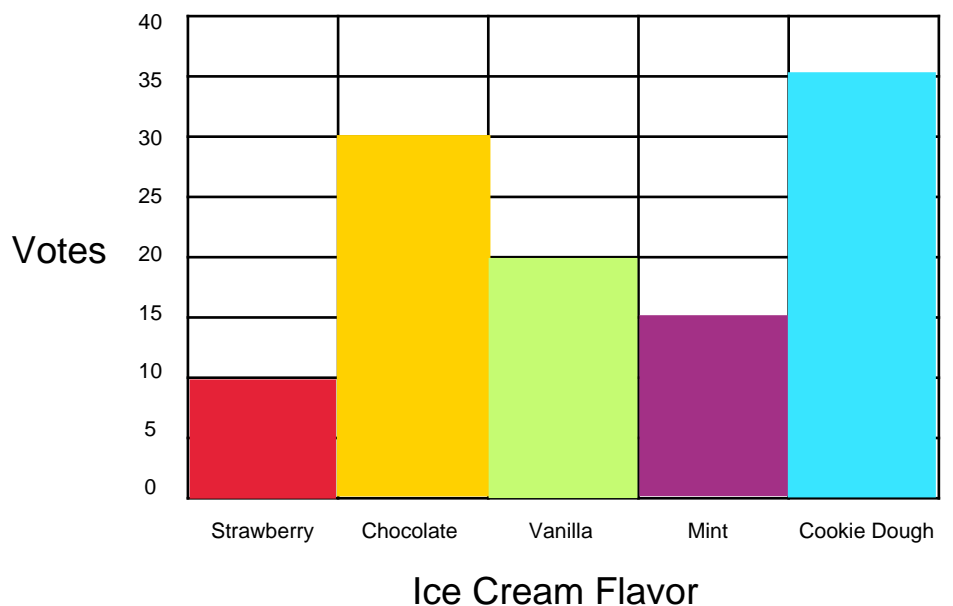


Draw a bar graph given the provided information. Each bar graph should include a title and labels on each axis.

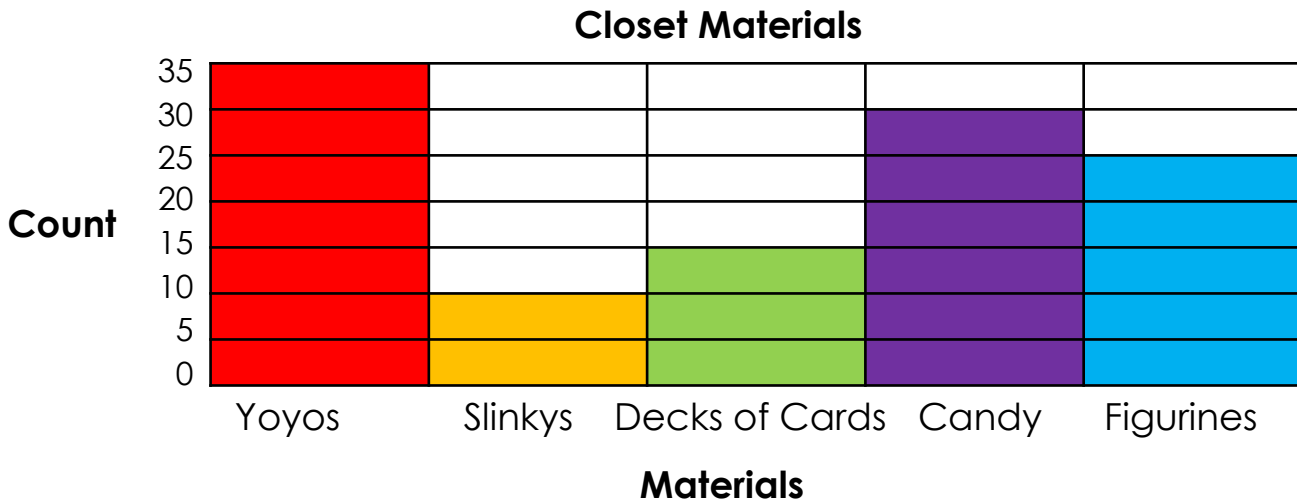
Family	Number of Kids
Smith	3
Green	2
Rose	1
James	4
Wade	3



Ice Cream Flavor	Votes
Strawberry	10
Chocolate	30
Vanilla	20
Mint	15
Cookie Dough	35

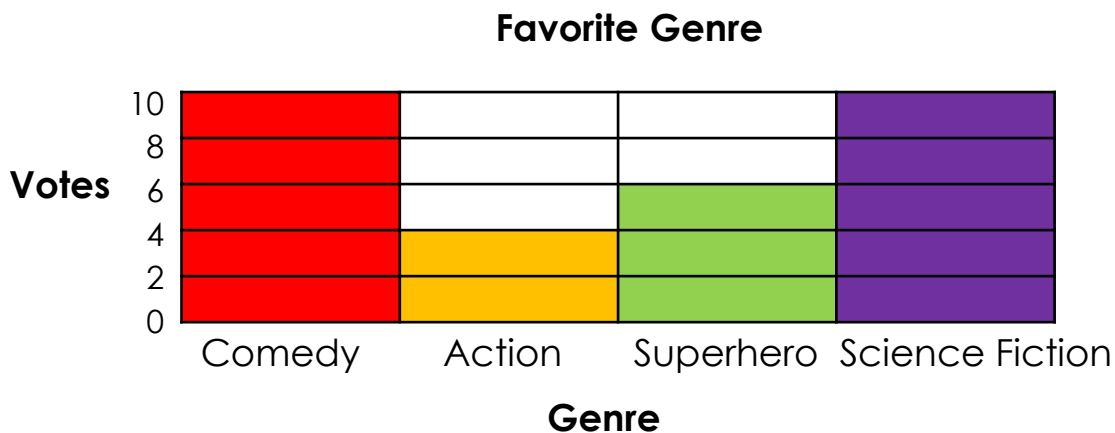


- Isaac is making goody bags for his birthday party. He needs to make 20 goody bags and each goody bag needs to be the same. Based on the information in the bag graph, which materials can Isaac include in his goody bags?



Isaac can include yoyos, candy, and figurines in his goody bags.

- Mr. Ruffman is picking a genre for movie day on Friday. He wants to pick a movie from the genre with the most votes. Which genre should he pick based on the bar chart below?



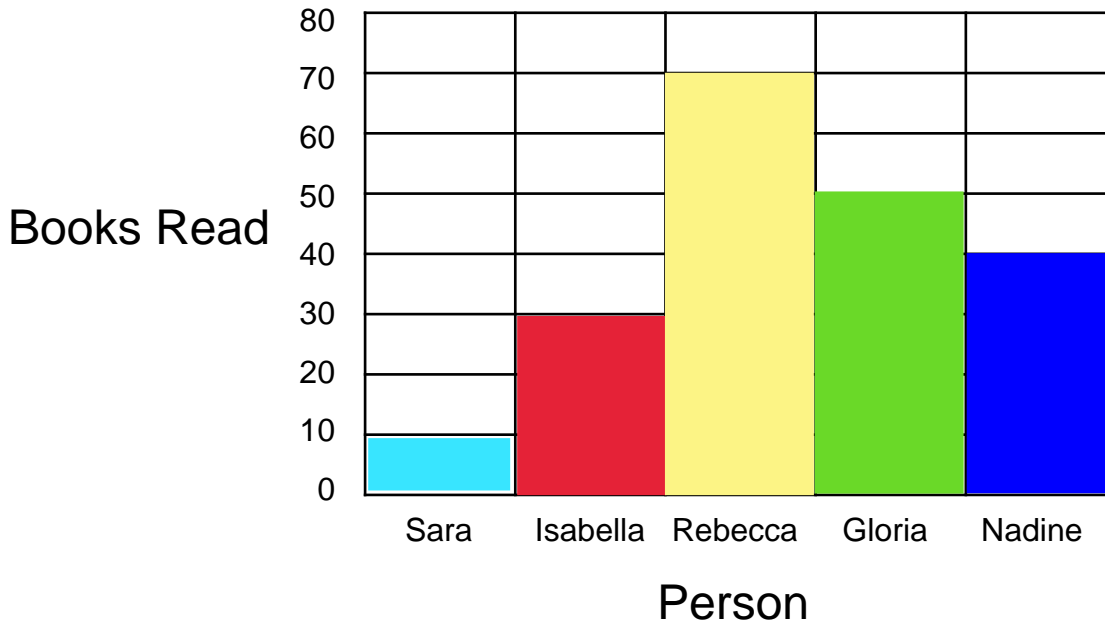
Mr. Ruffman should pick a movie from the comedy or science fiction genre.



Day 5 (continued)

Draw and interpret the data from the bar graph based on the table below. Your bar graph should have a title and labels on each axis. *Hint: The y-axis on your bar graph may need to increase by a unit greater than 1.*

Person	Books Read
Sara	10
Isabella	30
Rebecca	70
Gloria	50
Nadine	40



- Who read the most books? Rebecca
- Who read the least books? Sara
- How many total books were read? 200
- Did Nadine read more or less books than Gloria? less